



SCHOOL ATHLETICS EQUITY ACT

REPORT
2018

UPDATE TO CCSD SUPERINTENDENT & BOARD OF EDUCATION

EQUITY ACT IMPLEMENTATION UPDATE

- Completed data collection for 2018-2019 school year
 - Enrollment for school and athletic participants (female and male) and ratios
- Met with campus level athletic coordinators regarding gender equity and compliance with Title IX
- Attended regional/state NMAA meeting where Title IX was part of the discussion
- Will continue to attend State-level NMAA meetings for all aspects of athletics and activities

APPROACH TO COMPLIANCE

- #1 Athletic participation opportunities for males and females are proportionate to their respective enrollments.
- #2 Schools are continuing the practice of expanding athletic participation opportunities for all students.
- #3 Equitability across the three locations (Kirtland, Shiprock, Newcomb)

SCHOOL ATHLETICS EQUITY ACT REPORT

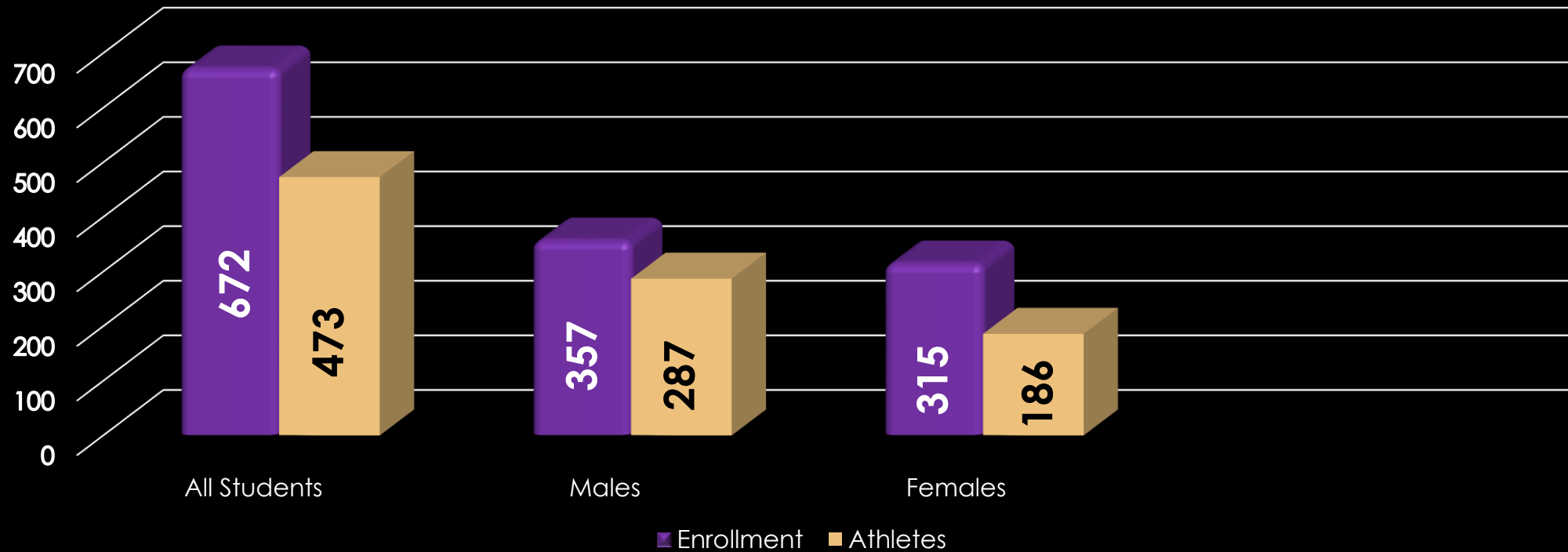
- Assurance form report mandated by the State for all districts
- CCSD submitted by due date: 8/15/19
- Report includes baseline data for 2018-2019
 - It includes 7th & 8th grade athletics and all high school athletics

KIRTLAND CENTRAL HIGH SCHOOL

- *473 athletic participants (some students participate in more than one sport)
- *Ratio Enrollment- 53% Males: 47% Females
- *Ratio Athletes- 59% Males: 80% Females
- Overall athletic participation at KCHS- 70% (Males and Females)

KIRTLAND CENTRAL HIGH SCHOOL

KCHS Athletics Ratio

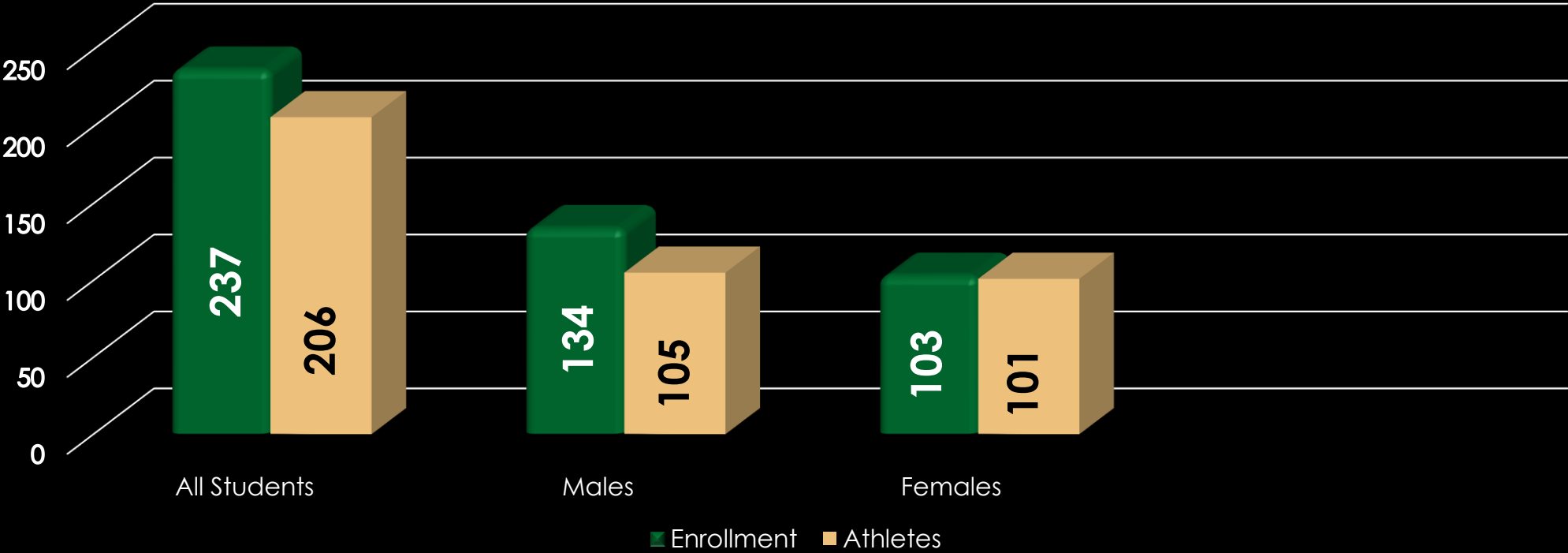


NEWCOMB HIGH SCHOOL

- *206 athletic participants (some students participate in more than one sport)
- *Ratio Enrollment- 57% Males: 43% Females
- *Ratio Athletes- 78% Males: 98% Females
- Overall athletic participation at NHS- 87% (Males and Females)
 - ****Increased from 75% to 87% at NHS**

NEWCOMB HIGH SCHOOL

NHS Athletics Ratio

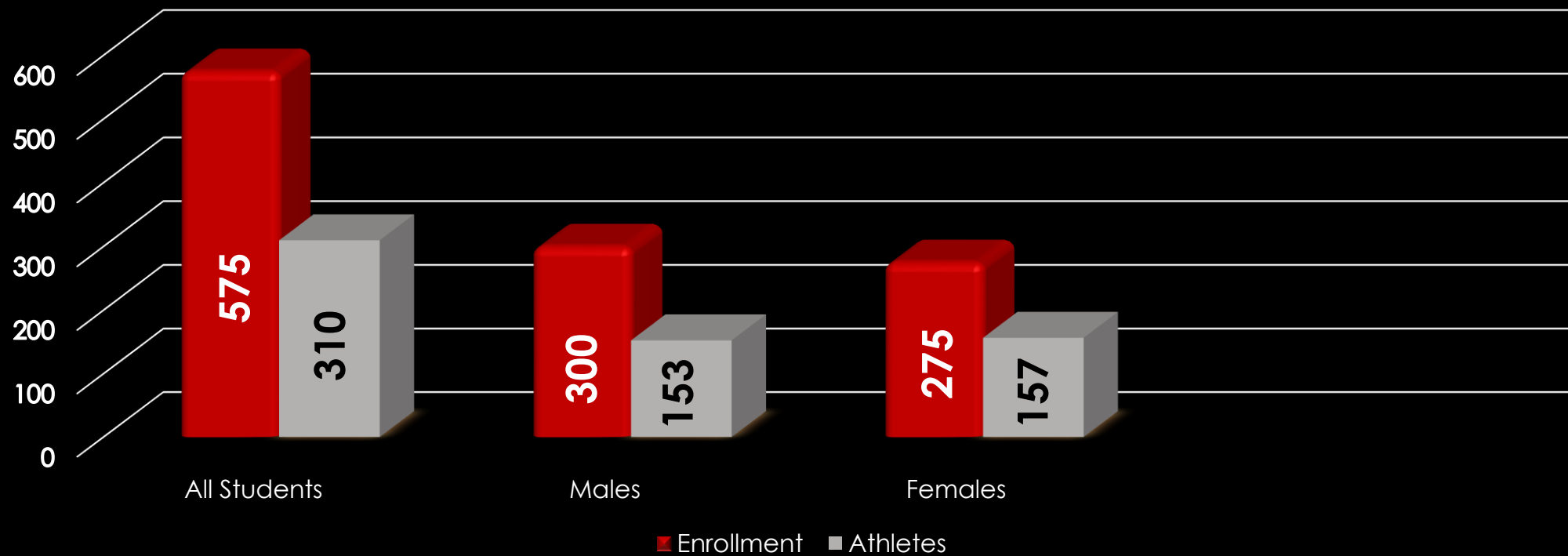


SHIPROCK HIGH SCHOOL

- *310 athletic participants (some students participate in more than one sport)
- *Ratio Enrollment- 52% Males: 48% Females
- *Ratio Athletes- 51% Males: 57% Females
- Overall athletic participation at SHS- 54% (Males and Females)

SHIPROCK HIGH SCHOOL

SHS Athletics Ratio



MIDDLE SCHOOL DATA

Athletic Participation Ratios

- Each middle schools' data was also provided in the report
- The middle school data also provides the high schools with early number of how many students will be moving up to high schools
 - ****Increased from 53% to 72% at NMS**

Middle schools (Enrollment)	Total Athletic Participation	Males	Females
KMS (496)	272	60%	50%
NMS (211)	152	72%	72%
TBA MS (482)	136	26%	31%

NEXT STEPS - COMPLIANCE

- Will continue to monitor equity for Title IX compliance.
- Will continue to provide feedback to head coaches.
- Will continue send out participation interest survey to determine areas of interest for athletic participation.
 - When looking at the above interests, safety and transportation will be a factor, which will be in the discussion.



QUESTIONS?